

Shielded Power Inductors – XAL1010



- High current – up to 98.8 A; very low DCR – 0.45 mOhms
- AEC-Q200 Grade 1 qualified (–40°C to +125°C ambient)
- Soft saturation makes them ideal for VRM/VRD applications.

Core material Composite

Core and winding loss See www.coilcraft.com/coreloss

Environmental RoHS compliant, halogen free

Terminations RoHS compliant tin-silver (96.5/3.5) over copper. Other terminations available at additional cost.

Weight 5.7 – 6.3 g

Operating voltage: 0 – 55 V

Ambient temperature –40°C to +125°C with (40°C rise) Irms current.

Maximum part temperature +165°C (ambient + temp rise). **Derating.**

Storage temperature Component: –55°C to +165°C.

Tape and reel packaging: –55°C to +80°C

Resistance to soldering heat Max three 40 second reflows at +260°C, parts cooled to room temperature between cycles

Moisture Sensitivity Level (MSL) 1 (unlimited floor life at <30°C / 85% relative humidity)

Failures in Time (FIT) / Mean Time Between Failures (MTBF)

38 per billion hours / 26,315,789 hours, calculated per Telcordia SR-332

Packaging 300/13" reel Plastic tape: 24 mm wide, 0.4 mm thick, 16 mm pocket spacing, 10.21 mm pocket depth

PCB washing Tested to MIL-STD-202 Method 215 plus an additional aqueous wash. See [Doc787_PCB_Washing.pdf](#).

Part number ¹	Inductance ² ±20% (µH)	DCR (mOhms) ³		SRF typ ⁴ (MHz)	Isat ⁵ (A)	Irms (A) ⁶	
		typ	max			20°C rise	40°C rise
XAL1010-221ME_	0.22	0.45	0.50	115	98.8	41.0	55.5
XAL1010-451ME_	0.45	0.65	0.72	66	70.5	40.0	53.0
XAL1010-681ME_	0.68	0.87	0.96	53	62.0	36.0	48.0
XAL1010-102ME_	1.0	1.00	1.10	42	55.0	32.0	43.5
XAL1010-152ME_	1.5	1.60	1.76	33	36.6	31.0	40.5
XAL1010-222ME_	2.2	2.55	2.80	22	34.0	24.5	32.0
XAL1010-332ME_	3.3	3.70	4.10	21	27.4	18.2	25.0
XAL1010-472ME_	4.7	5.20	5.70	19	25.4	17.5	24.0
XAL1010-562ME_	5.6	6.30	6.93	16	23.6	15.7	21.2
XAL1010-682ME_	6.8	8.10	8.90	14	21.8	14.0	18.5
XAL1010-822ME_	8.2	11.70	12.90	12	18.3	12.9	17.1
XAL1010-103ME_	10	13.40	14.75	11	17.5	11.5	15.5
XAL1010-153ME_	15	16.90	18.60	9	15.5	9.9	13.8

Irms Testing

Irms testing was performed on 0.75 inch wide × 0.25 inch thick copper traces in still air.

Temperature rise is highly dependent on many factors including pcb land pattern, trace size, and proximity to other components. Therefore temperature rise should be verified in application conditions.

1. When ordering, please specify **termination** and **packaging** coded:

XAL1010-153MED

Termination: E = RoHS compliant tin-silver over copper.

Special order: T = RoHS tin-silver-copper (95.5/4/0.5) or S = non-RoHS tin-lead (63/37).

Packaging: D = 13" machine-ready reel. EIA-481 embossed plastic tape (300 parts per full reel).

B = Less than full reel. In tape, but not machine ready. To have a leader and trailer added (\$25 charge), use code letter D instead.

2. Inductance tested at 1 MHz, 0.1 Vrms, 0 Adc.

3. DCR measured on a micro-ohmmeter.

4. SRF measured using Agilent/HP 4395A or equivalent.

5. DC current at 25°C that causes an inductance drop of 30% (typ) from its value without current.

[Click for temperature derating information.](#)

6. Current that causes the specified temperature rise from 25°C ambient. This information is for reference only and does not represent absolute maximum ratings. [Click for temperature derating information.](#)

7. Electrical specifications at 25°C.

Refer to Doc 362 "Soldering Surface Mount Components" before soldering.



www.coilcraft.com

US +1-847-639-6400 sales@coilcraft.com

UK +44-1236-730595 sales@coilcraft-europe.com

Taiwan +886-2-2264 3646 sales@coilcraft.com.tw

China +86-21-6218 8074 sales@coilcraft.com.cn

Singapore + 65-6484 8412 sales@coilcraft.com.sg

Document 804-1 Revised 11/2/18

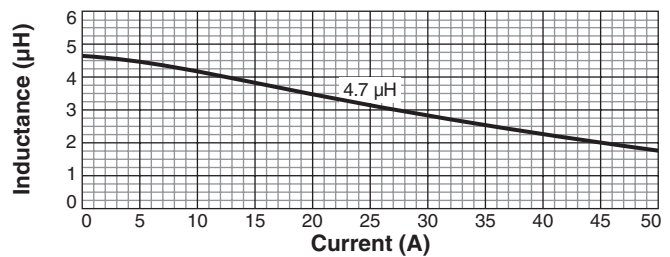
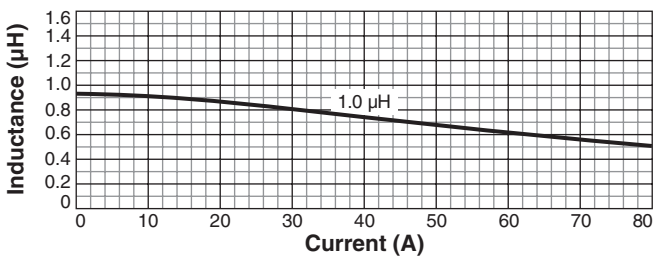
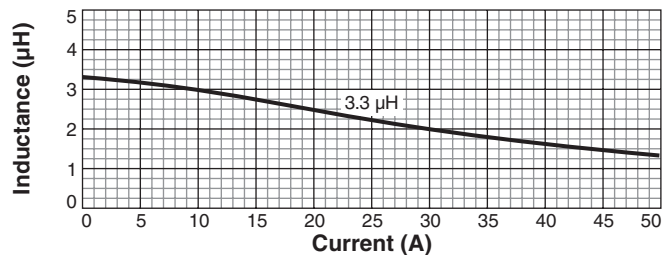
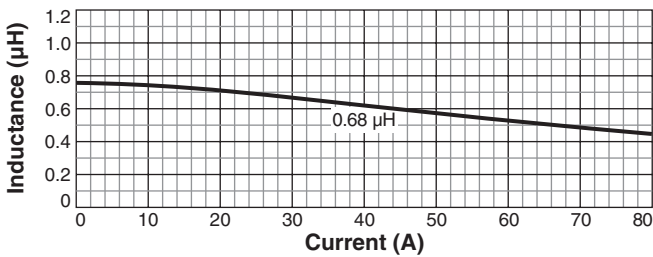
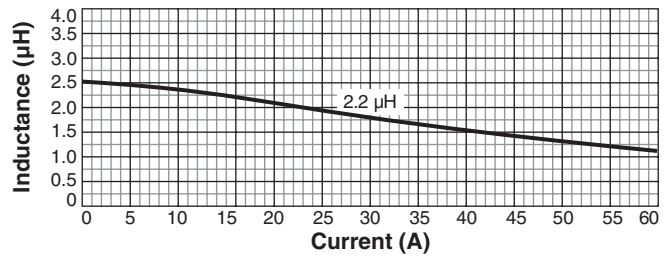
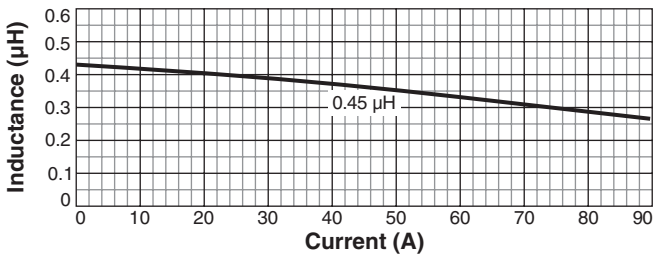
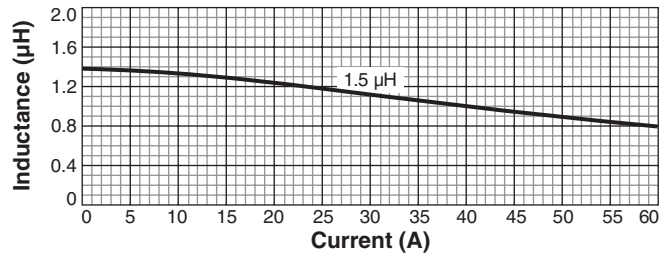
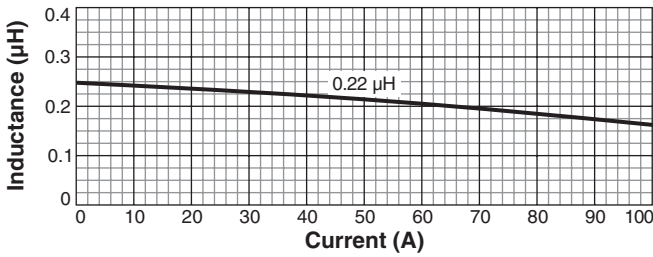
© Coilcraft Inc. 2018

This product may not be used in medical or high risk applications without prior Coilcraft approval. Specification subject to change without notice. Please check web site for latest information.

HIGH TEMPERATURE

Shielded Power Inductors – XAL1010

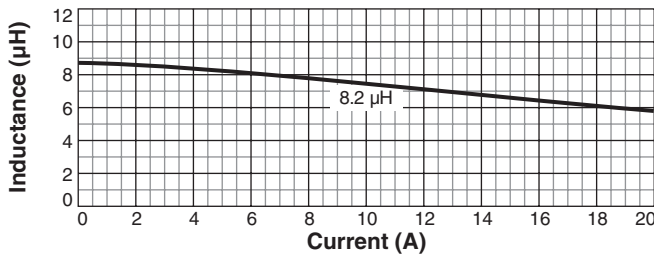
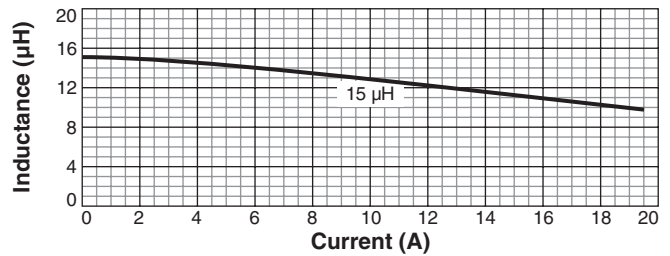
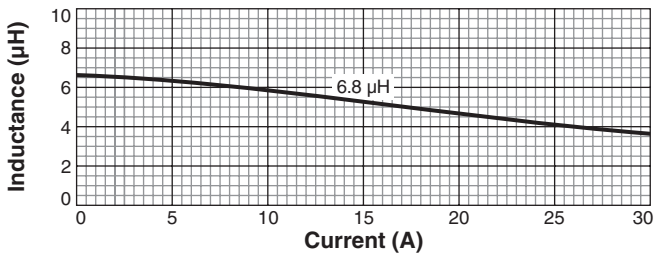
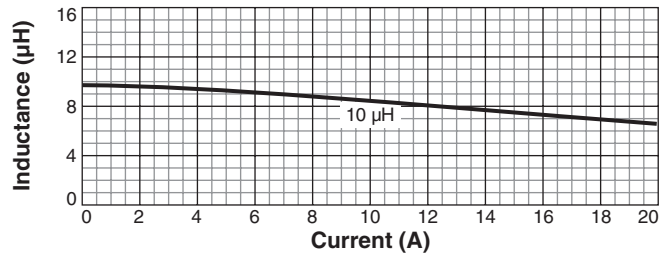
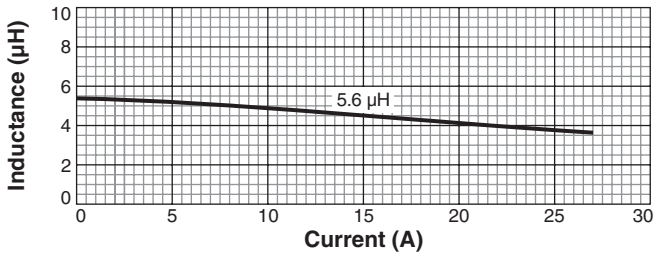
Typical L vs Current



HIGH TEMPERATURE

Shielded Power Inductors – XAL1010

Typical L vs Current



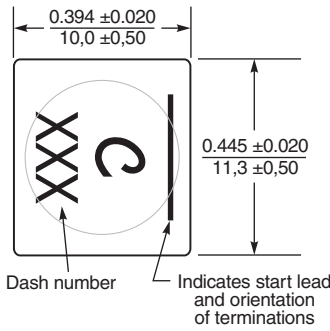
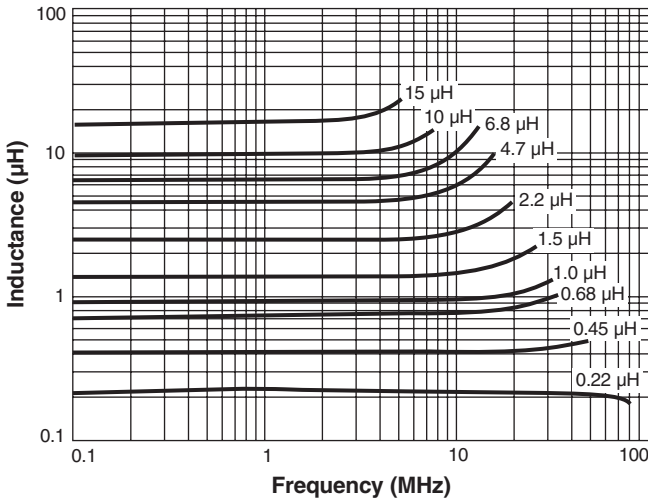
US +1-847-639-6400 sales@coilcraft.com
UK +44-1236-730595 sales@coilcraft-europe.com
Taiwan +886-2-2264 3646 sales@coilcraft.com.tw
China +86-21-6218 8074 sales@coilcraft.com.cn
Singapore + 65-6484 8412 sales@coilcraft.com.sg

Document 804-3 Revised 11/2/18
 © Coilcraft Inc. 2018
 This product may not be used in medical or high risk applications without prior Coilcraft approval. Specification subject to change without notice. Please check web site for latest information.

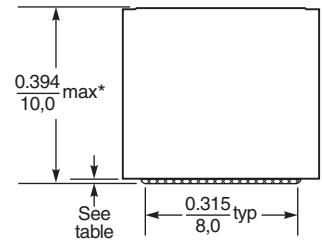
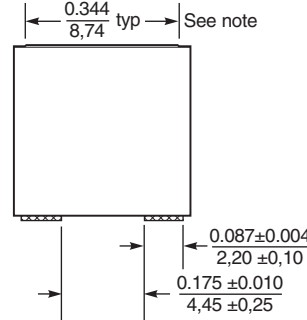
HIGH TEMPERATURE

Shielded Power Inductors – XAL1010

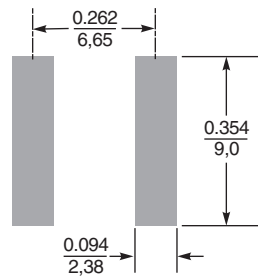
Typical L vs Frequency



Dash number	Terminal thickness typ (in / mm)
-221	0.0394 / 1.0
-451	0.0394 / 1.0
-681	0.0394 / 1.0
-102	0.0394 / 1.0
-152	0.0315 / 0.80
-222	0.0236 / 0.60
-332	0.0157 / 0.40
-472	0.0157 / 0.40
-562	0.0157 / 0.40
-682	0.0118 / 0.30
-822	0.0079 / 0.20
-103	0.0079 / 0.20
-153	0.0079 / 0.20



* For optional tin-lead and tin-silver-copper terminations, dimensions are for the mounted part. Dimensions before mounting can be an additional 0.005 inch / 0.13 mm



Recommended Land Pattern

Note:
Parts manufactured prior to March, 2014 may have a raised circular portion on top. The maximum height is the same for all parts.

Dimensions are in $\frac{\text{inches}}{\text{mm}}$



Mouser Electronics

Authorized Distributor

Click to View Pricing, Inventory, Delivery & Lifecycle Information:

Coilcraft:

[XAL1010-682MED](#) [XAL1010-221MEB](#) [XAL1010-562MEB](#) [XAL1010-153MEB](#) [XAL1010-222MEB](#) [XAL1010-152MED](#)
[XAL1010-822MEB](#) [XAL1010-221MED](#) [XAL1010-102MED](#) [XAL1010-472MEB](#) [XAL1010-332MED](#) [XAL1010-681MEB](#)
[XAL1010-222MED](#) [XAL1010-152MEB](#) [XAL1010-451MEB](#) [XAL1010-103MEB](#) [XAL1010-332MEB](#) [XAL1010-681MED](#)
[XAL1010-472MED](#) [XAL1010-102MEB](#) [XAL1010-562MED](#) [XAL1010-153MED](#) [XAL1010-103MED](#) [XAL1010-451MED](#)
[XAL1010-822MED](#) [XAL1010-682MEB](#)